



## Summer Holidays Assignment (2024-2025)

### Class - V

*Vacation time! How great it feels to have time for some fun activities.*

*It would be a great idea to get out your pencils, paper, and colours.*

*Make your holidays fruitful and add colours to your creations.*



## ENGLISH

*Good handwriting contributes to reading fluency because it activates visual perception of letters.*

*Handwriting is a predictor of success in other subjects, because good handwriting has a positive impact on grades.*

- Do Pg No 3 to 31 in your cursive handwriting book.

*"Books are the quietest and most important of friends, they are the most accessible and wisest of counsellors and the most patient of teachers."*

- Read the following stories in your supplementary reader -Celebrate:

1. How I Taught My Grandmother to Read
2. The Gift of the Magi
3. Why Roosters Crow Every Morning
4. Damon and Pythias

- Read an English newspaper every day. Try to grasp new words and build your vocabulary. (Keep a dictionary handy to look for the meaning of a new word.)

- Revise all work done till date in books and notebooks

- Do the following in your Celebrate book:

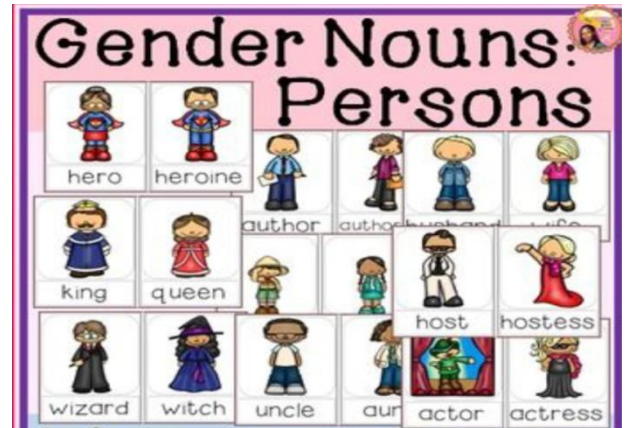
- Activity (Pg No 7)
- Activity (Pg No 12)
- Homonyms activity (Pg No 34)
- Pg No 50 (A and B parts)



➤ Creative Corner

● **Roll no. 1-15 :**


Make a collage of Nouns- Genders (Masculine-Feminine) like Grandfather-Grandmother using relevant pictures from old magazines/books/newspapers. Do this on an A3 size sheet.




● **Roll no. 16 onwards:**

Make a beautiful collage on A3 size sheet of 5 to 6 idioms that are used in daily life. Write their meanings and also draw or paste related pictures. Some of the following idioms can be taken:

- 1) Break a leg
- 2) Cutting corners
- 3) Every cloud has a silver lining
- 4) Once in a blue moon
- 5) Saving for a rainy day
- 6) Under the weather
- 7) Apple of my eye
- 7) Heart of gold.
- 8) Butterflies in my stomach
- 9) Raining cats and dogs
- 10) Hit the hay
- 11) A couch potato
- 12) Piece of cake
- 13) Cold feet
- 14) Night owl
- 15) Hold your horses



Few images are given for your reference:



## हिंदी

### 1 लेखन कार्य:-

- (क) सुलेख पुस्तिका पृष्ठ 20 तक पूर्ण करें ।  
(ख) कक्षा में करवाए गए कार्य का अभ्यास करें ।  
(ग) नियमित रूप से **समाचार-पत्र** और बाल-पत्रिकाएँ पढ़ें ।  
(घ) नीचे दी गई **कार्य पत्रिका** को हिंदी की पुस्तिका (notebook) में करें -




### कार्य पत्रिका विषय - हिन्दी


प्रश्न-1 निम्नलिखित शब्दों को अलग - अलग कर के उचित कोष्ठक में लिखो -

कोमलता , शेर , कपड़े , हाथी , सुंदरता , गंगा , पहाड़ , दिल्ली , अध्यापक , सच्चाई ,  
ताजमहल , लड़का , कुरसी , आगरा , किताब , लालकिला , बुढ़ापा , प्याला , सचिन ,  
क्रोध , माधव , पुस्तक , हरियाली

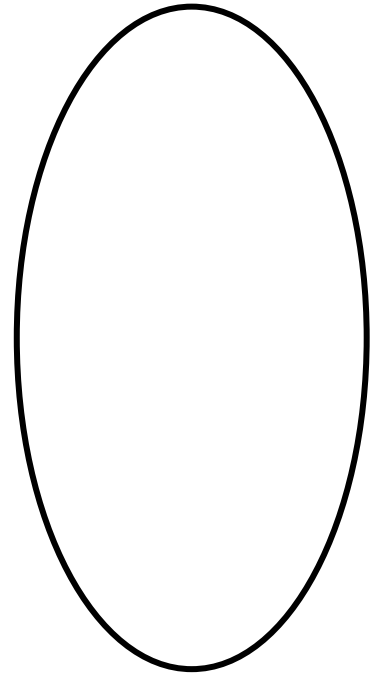
व्यक्तिवाचक संज्ञा



जातिवाचक संज्ञा



भाववाचक संज्ञा



## प्रश्न-2 सर्वनाम शब्दों पर गोला लगाइए-

- १ कल कौन आया था ?
- २ पानी में कुछ गिर गया है ।
- ३ आप किसके साथ बाज़ार गए थे ?
- ४ उसके दोस्तों से मैं बात करता हूँ ।
- ५ सुनीता आप से कुछ कहना चाहती है।
- ६ उन्होंने सारी बात सेठ जी को बता दी।
- ७ वह अपना खाना स्वयं बनाता है ।



## प्रश्न-3 उचित सर्वनाम शब्द लिखिए -

- १ \_\_\_\_\_ खाना खा लिया है । (मैंने/उसका)
- २ \_\_\_\_\_ गाना सुन रहा था । (वह /हमारा)
- ३ यह \_\_\_\_\_ किताब है । (मेरी/ मैं)
- ४ \_\_\_\_\_ घर जाना है । (तुम/उसे)
- ५ \_\_\_\_\_ बड़ों का आदर करना चाहिए । (मुझे/हमें)
- ६ \_\_\_\_\_ कल चिड़ियाघर गए था । (उसने /मैं)

## रचनात्मक कार्य -

- नोट- नीचे दिए गए कार्य को अपने रोल नंबर के अनुसार करें।
- ए- ३ साइज शीट पर ।

(क) व्याकरण विषय से संबंधित कोई एक चार्ट बनाओ ।( रोल नंबर 1-10)

(ख) राष्ट्रीय त्योहार पर चार्ट बनाओ ।( रोलनंबर 11-20)

(ग) जल संरक्षण हेतु पोस्टर बनाओ । ( रोल नंबर 21 से अंत तक)

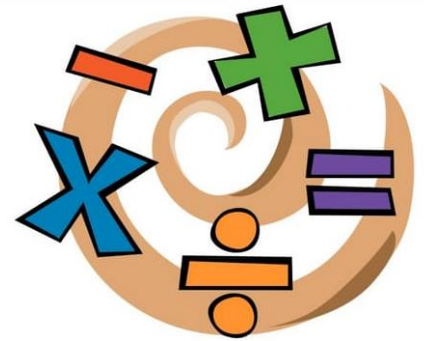
## MATHEMATICS

1. Revise the syllabus done so far.

**Make a separate notebook to do the following work -**

2. Do worksheets given in the end of Chapter - 1 'Large Numbers' and Chapter - 2 'Fundamental Operations' of your book 'MATHSPARK'
3. Memorize and write tables from 2 to 20.
4. Complete the pages related to the topics taught in the class of your book 'Empowering Mental Math'

## MATHEMATICAL OPERATIONS



**Project work - (Use an A3 / A4 size sheet to complete the following)-**

5. Using lines, draw any 4 interesting designs or patterns.

(Note - You may take reference from the internet.)

### 6. TANGRAM TOWN

The Sustainable Development Goals (SDGs) are the world's shared plan to end extreme poverty, reduce inequality, and protect the planet by 2030. SDG 11 Sustainable cities and communities aims at making cities and human settlements inclusive, safe, resilient and sustainable.

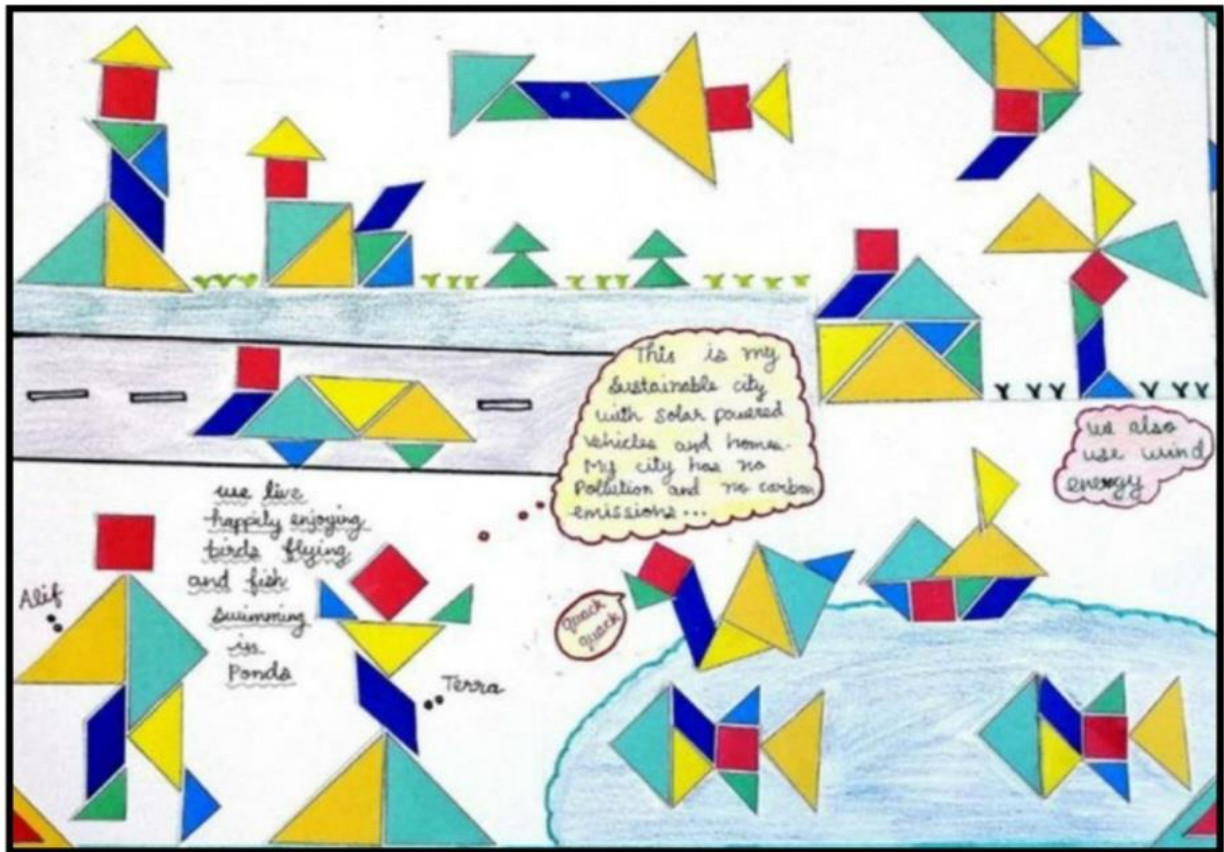
Keeping this idea in mind design a Sustainable Tangram Town Poster (on A3 sheet) integrating Sustainability and Tangrams. (A tangram is a two-dimensional re-arrangement puzzle created by cutting a square into seven pieces — seven geometric shapes called “tans”.)

Use tangrams to make human figures/animals/birds/buildings/objects (maximum five) to depict the Town of 21st century. Sample is shared below for your reference.

**What do you require:** A3 size coloured sheets, coloured cut outs of Tangram Pieces, any adhesive , sketch pens etc.

**What you have to do:** (1) Design your poster (A3 size) using colourful tangram cutouts to make Tangram Figures (any 5).

(2) You can add dialogues / slogans wherever needed to give it a creative twist.



## GENERAL SCIENCE

1. Choose any two migratory birds / animals. Collect the following information about them and write them on an A4 size sheet.

i) Name

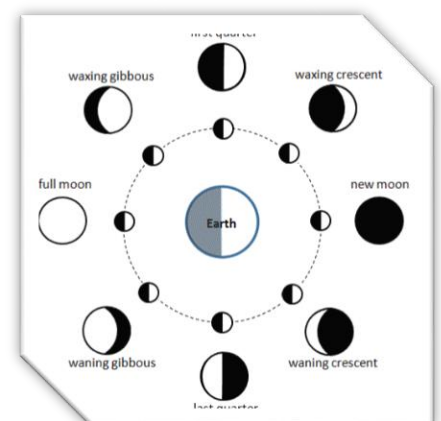
ii) Where do they live?

iii) Reason for their migration

iv) Paste pictures of these birds/ animals.

2. Explore and gather information on the different phases of moon. Make 2-D representation of different phases of the moon on A4 size sheet.

(Refer page no - 115 of your science book.)



3. Find at least ten interesting science facts about space and note down in your science notebook.

4. Thoroughly revise all the lessons done in class.

5. Make a poster on following topics -

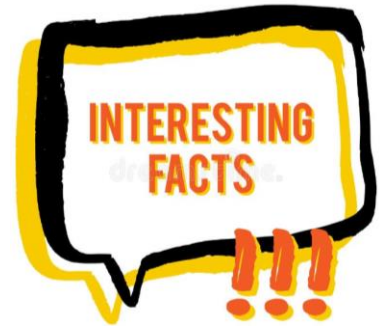
i) Balanced diet (**Roll no - 1 to 10**)

ii) Parts of human brain (**Roll no - 11 to 20**)

iii) Communicable diseases (**Roll no - 21 to 30**)

iv) Road signs (**Roll no - 31 onwards**)

\*Use A3 sheets for poster making and refer your textbook\*



## SOCIAL STUDIES

**Note- Do the holiday homework in a separate notebook**

1. Identify and make a list of 10 natural resources you can find around you. Include pictures as well.

2. Make a list of any 4 inventions that have made your life easy. (Ex. Phones, computers etc). Mention the name of its Inventors as well.

3. Create a poster highlighting the harmful effects of various types of pollution on our environment on an A4 size sheet.

Roll No.- 1 to 12

- Air Pollution

Roll No.- 13-24

- Water Pollution

Roll No.- 25 onwards

- Soil Pollution



4. Record the maximum and minimum temperature for 15 days by reading daily weather reports from the newspaper.

5. Find out and make a list of 10 major Airports in India.

6. Create a list of colour-coded bins and the specific types of waste that should be placed in each one.

7. Write the names of all the continents and oceans and mark them on a World Physical Map.

## G.K

1. Complete Page no. 3 to 22 in your G.K. book .

2. Learn and revise syllabus for P.W.T -1

## **COMPUTER SCIENCE**

Learn Lesson 1 and 2 for the written exam (PWT1) to be held on 05.07.2024.

## **ART AND CRAFT**

1. Do beautiful colouring in the Doodle Art on Page No-48 in the Shades book with colourful sketch pens or Brush pens. Decorate it with Stone stickers and Frame your sheet with another colour pastel sheet after tearing it from The Shades book.
2. Draw Stick drawings in the Shades book from Page No-29 to 32 and also do beautiful colouring using Pencil colours only.
3. Design a painting on Traditional Art(Folk Art / Madhubani Art / Tribal Art / Warli Art / Mughal Art) on an A-3 size white pastel sheet. You can use Poster Colours / Sketch Pens/ Oil Pastel for colouring. Frame your sheet with another colour pastel sheet.

